

- TO INST PNL
PACKARD SEALED GT280 6 WAY
FEMALE HSG W/FEMALE SKCTS
1. BLUE
 2. BLACK
 3. YELLOW
 4. GREEN
 5. RED/WHITE
 6. PINK

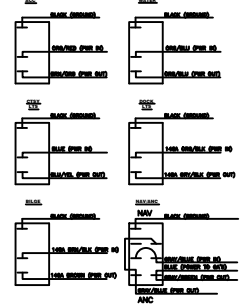
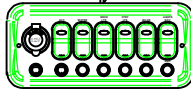
- TO IGN/MP PNL
PACKARD SEALED GT280 8 WAY
FEMALE HSG W/FEMALE SKCTS
1. BLACK TO GA'S
 2. GREEN/RED
 3. BLUE/WHITE
 4. GREEN
 5. YELLOW
 - 6.
 7. BLACK MP
 8. WHITE HORN

- TO SW/12V PNL
PACKARD SEALED GT280 10 WAY
FEMALE HSG W/FEMALE SKCTS
1. BRN/ORG
 2. ORG/BLU
 3. 14GA GRY/BLK
 4. BLU/YEL ACC HRNS
 5. BLU/YEL
 6. 14GA BRN
 7. BLUE GA LTS
 8. GRY/GRN
 9. GRY/BLU
 10. 14GA BLACK

- TO TRIM HARNESS
SEALED PACKARD GT280 4 WAY
FEMALE HSG W/ FEMALE SKCTS
1. GREEN/RED
 2. BLUE/WHITE
 3. BLUE/WHITE
 4. RED/WHITE

- TO ACC HRNS
SEALED PACKARD GT280 12 WAY
FEMALE HSG W/FEMALE SKCTS
1. GRAY/BLUE
 2. GRAY/GREEN
 3. 14GA BROWN
 4. BROWN/ORANGE
 5. PINK
 6. BLUE/YELLOW
 7. 14GA GRAY/BLACK
 8. WHITE
 9. 14GA RED/VIOLET
 10. ORANGE/BLUE
 11. 14GA RED/BLUE
 - 12.

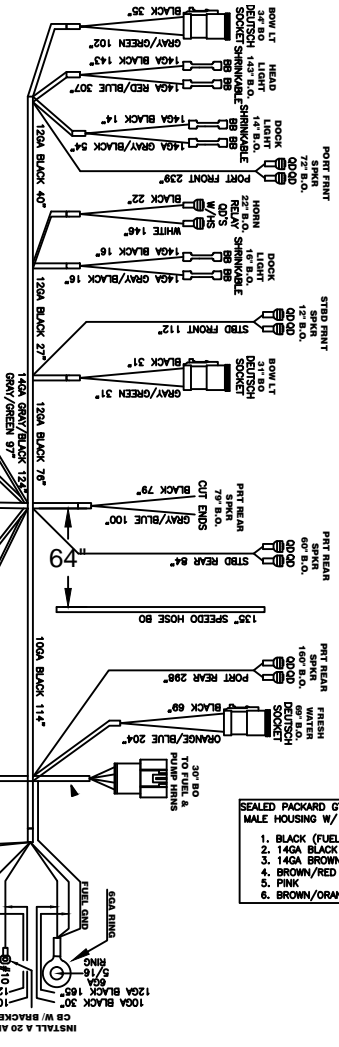
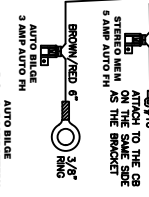
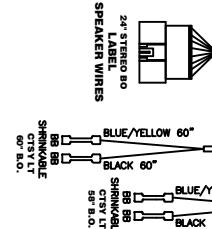
- C.B. SPECS
- NAV LTS = 5 AMP
 - BILGE = 5 AMP
 - CTSY LTS = 5 AMP
 - DOCK LTS = 20 AMP
 - FRSH WTR = 15 AMP
 - ACC. (AERI) = 5 AMP
 - 12 VOLT = 10 AMP



- (STEREO HOUSING)
12 WAY UNIVERSAL CAP
WITH MALE PINS
1. 14GA BLACK
 - 2.
 3. PORT REAR (POS)
 4. PORT REAR (NEG)
 5. STBD FRONT (POS)
 6. STBD FRONT (NEG)
 7. STBD REAR (POS)
 8. STBD REAR (NEG)
 9. 14GA RED/VIOLET
 10. PORT FRONT (POS)
 11. PORT FRONT (NEG)
 12. 14GA YELLOW/RED

DO NOT SHOOT HOSE TO PORT REAR HOUSING

SPEEDO (BLACK HOSE 240")



- SEALED PACKARD GT280 6 WAY
MALE HOUSING W/ MALE PINS
1. BLACK (FUEL GRND)
 2. 14GA BLACK
 3. 14GA BROWN
 4. BROWN/RED
 5. PINK
 6. BROWN/ORANGE

INSTALL A 20 AMP
CB W/ BRACKET